

French home learning Monday 22nd June 2020

Bonjour! Je
m'appelle
Minou. J'ai
neuf ans.
Quel âge
as-tu?



Salut! Je
m'appelle
Minette et
j'ai sept ans.
Tu as quel
âge?




Feel free at any time to watch any of the HIGH FIVE videos
to keep skills sharp!

<https://rlneducation.com/p/high-five-french-schools-3months>

KS2 CHALLENGE 1.

Look at the eight posters below. They are all signs that we could
put up around our school. But where would you put each one? It's
tricky because they are not labelled.....





Unfortunately all the labels have become muddled. Can you match each label to the correct picture?

En français	En anglais
1. La salle des professeurs (n.f.)	a. The emergency exit
2. Les toilettes (Les filles/Les garçons) (n.f.pl.)	b. The canteen
3. Le bureau de la Directrice - Madame Reid (n.m.)	c. The entrance
4. La sortie de secours (n.f.)	d. The toilets (Girls/Boys)
5. Le bureau (n.m.)	e. The staffroom
6. L'entrée (n.f.)	f. The classroom
7. La salle de classe (n.f.)	g. The office
8. La cantine (n.f.)	h. The Headteacher's office

TOP TIPS: Look at the pictures, look for *cognates*, look for patterns which repeat. Common sense says use a process of elimination, that means do all the easy ones first! Then you could use your bilingual dictionary (or the online one - use the link below) for the more tricky ones.

<https://www.collinsdictionary.com/dictionary/english-french>

ANSWERS: (I have done the first one for you)

1. = e ✓	5. = _____
2. = _____	6. = _____
3. = _____	7. = _____
4. = _____	8. = _____

KS2 CHALLENGE 2



Challenge 2 is really all about design. I wonder if you can use my posters to give you some ideas for designing one or maybe even more posters of your own that we could use to clearly label key places around our school? There is only one rule, you must include the place name e.g. '*Les toilettes*,' on your design.

Example:

“Les toilettes – les filles.”



