



# EYFS Parent Induction Meeting

<https://frieth.eschools.co.uk/website>

# Meet our Reception Team!

## OWLS



Miss Holt  
Owls  
(EYFS)  
Teacher



Mrs  
Birmingham  
Teaching  
Assistant



Mrs Bryan  
Teaching  
Assistant

# What is the Early Years Foundation Stage?

The Early Years Foundation Stage (E.Y.F.S.) is the stage of education for children from **birth** to the **end of the Reception year**.

It is based on the recognition that children learn best through **play and active learning**.

**This is a very important stage as it helps your child get ready for school as well as preparing them for their future learning and successes. From when your child is born up until the age of 5, their early years experience should be happy, active, exciting, fun and secure; and support their development, care and learning needs.**

Your child will be learning skills, acquiring new knowledge and demonstrating their understanding through **7 areas of learning and development**.

There are **3 prime areas**. These are:

1. Communication and language
2. Physical development
3. Personal, social and emotional development.



There are **4 specific areas**. These are:

1. Literacy;
2. Mathematics;
3. Understanding the world; and
4. Expressive arts and design.



# Personal, Social and Emotional Development

The children will be learning to:

- ▶ become self-confident;
- ▶ have awareness of their own feelings and the feelings of others;
- ▶ take an interest in things;
- ▶ become independent;
- ▶ tell the difference between right and wrong.



# Communication and Language


The children will be learning to:



- ▶ talk confidently and clearly;
- ▶ Show an awareness of their listener
- ▶ enjoy listening to stories, songs and poems, showing good attention;
- ▶ follow instructions;
- ▶ answer questions about stories

# Physical Development

The children will be learning to:



move confidently;



control their body;



handle equipment;



manage their own basic hygiene and personal needs including dressing and undressing independently.



# Literacy

The children will be learning to:

- ▶ hear and say sounds, and link them to the alphabet;
- ▶ read and write familiar words and sentences;
- ▶ learn to use a pencil effectively.






# Mathematics

The children will be learning to:

- ▶ develop an understanding of maths through stories, songs, games and imaginative play;
- ▶ become comfortable with numbers and with ideas such as 'heavier than' or 'bigger';
- ▶ be aware of shapes and space.



# Understanding the World

The children will be learning to:

- ▶ explore and find out about the world around them, asking questions about it;
- ▶ know about everyday technology and learn what it is used for;
- ▶ find out about past events in their lives and their families' lives;
- ▶ find out about different cultures and beliefs.



# Expressive Arts and Design



The children will explore:

- ▶ colours and shapes;
- ▶ making things;
- ▶ role play;
- ▶ making music and singing songs



# How they learn...

- ▶ Adult led activities – differentiated to support and challenge individual needs.
- ▶ Opportunities for child initiated learning in all areas of learning
- ▶ Group work
- ▶ Partner work
- ▶ School trips
- ▶ School visitors
- ▶ Outdoor learning area

# How they learn through play...

- ▶ Creative area
- ▶ Small world area
- ▶ Topic related role-play area
- ▶ Messy play e.g. play-dough
- ▶ Construction area
- ▶ Music area
- ▶ Sand area
- ▶ Water area
- ▶ Table top activities
- ▶ They will explore using new vocab.
- ▶ They will use their imaginations and enjoy learning.
- ▶ They will express themselves freely.
- ▶ They will learn to share and take turns.
- ▶ They will develop fine and gross motor skills.
- ▶ They will make their own choices.
- ▶ They will make connections between learning and real life.
- ▶ They will learn to interact and work collaboratively with others
- ▶ They will use learning and skills to support their play.

# Independence in the Early Years

Throughout EYFS we teach, model and provide a range of opportunities to develop children's independence.

- ▶ They will clear resources away.
- ▶ They will change into their PE clothes independently.
- ▶ They will put on and fasten their own coats.
- ▶ They will go to the toilet independently.
- ▶ They will wash their hands before eating and after going to the toilet.
- ▶ They will independently select and use a range of resources that support their learning.

# The Early Years Curriculum Expectations and How you can Help at Home

## What to expect, when?

Guidance to your child's learning and development  
in the early years foundation stage



Supported by  
 Department  
for Education



### 40 - 60 months: How can you help me with my learning?

#### Communication and Language

##### Listening and attention

- Play a treasure hunt game with me where I have to listen to your instructions to help me find the next "clue".

##### Understanding

- When we're sharing a story together ask me why I think something has happened or what might happen next.

##### Speaking

- When we're sharing a story ask me how I think the story might end.
- Make up silly rhymes with me where we use words that begin with the same letter or the words all rhyme, like "cat", "bat" and "hat".
- Play "I spy" with me.
- Use different voices, like loud voices or squeaky voices, when we're telling stories.

#### Personal, Social and Emotional Development

##### Making relationships

- When we go to the park ask me what we can do there or what things we see growing there.

##### Self confidence and self awareness

- Let me tell you how you can help me when I'm making something.

##### Managing feelings and behaviour

- Talk to me about how to keep safe when we're going to cross the road at a pelican crossing or zebra crossing.



#### Physical Development

##### Moving and handling

- Play games with me like football, basketball or throwing balls into bowls or boxes.
- Get me to thread plastic bottle tops with holes onto string or shoe laces.

##### Health and self care

- Make fruit kebabs or vegetable laces to help me try different types of fruit and vegetables.
- Dance with me when we hear our favourite songs.

[www.4Children.org.uk](http://www.4Children.org.uk)

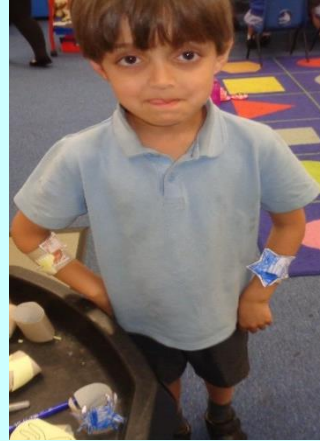
# Home-School Communication

- ✓ Member of staff outside
- ✓ Child's Reading Record Book
- ✓ Appointments
- ✓ Email school office [office@frieth.bucks.sch.uk](mailto:office@frieth.bucks.sch.uk)
- ✓ Telephone – 01494 881554
- ✓ Text message service
- ✓ Please ensure school has your up to date contact details
- ✓ Newsletter





# Our School Uniform



- School sweatshirt / plain royal blue cardigan / jumper
- White or pale blue polo shirt
- Grey skirt or grey / black trousers
- White, grey or black socks / tights
- Fleece for outdoor wear (optional)
- Black low heeled shoes / sandals without open toes. Sling backs are not allowed.
- In the summer, some pupils choose to wear a royal blue and white checked dress or shorts

# Reception September Essentials

- ▶ Uniform
- ▶ Book bags
- ▶ Water bottle
- ▶ Warm coat
- ▶ PE kit
- ▶ Outdoor wear e.g. wellingtons, hat, gloves


# General Information



- ▶ P.E kit must be kept in school, so that it is available every day. It can be taken home half termly to be washed.
- ▶ Your child will be taking part in lots of interesting and sometimes messy experiences, so may come home dirty! It is all part of the fun!
- ▶ Lost and found
- ▶ Jewellery not allowed
- ▶ Bags - Reading bag only needed - important for home reading & Planners
- ▶ Names on EVERYTHING
- ▶ Snack - free fruit, water or milk, own labelled piece of fruit from home/pots
- ▶ School dinners are provided. Children may bring own packed lunch
- ▶ Poorly children to stay at home please for 48 hours after last symptoms of sickness. There is different guidance if they exhibit any symptoms relating to Covid-19.



# Structure of the Day



**8:45 Main gates open** (member of staff on the gate to greet parents and children).

**8:55 Children come in** (children encouraged to come into class without parents as soon as possible). Gate locked. (Late entry via the office). Self registration and activities.

**9:00 Literacy / Maths** (plus Continuous Provision & outdoor activities)

**10:15 Break (Snack 10:00)**

**10:30 Phonics**

**11:00 Literacy/Maths**  
(plus Continuous Provision & outdoor activities)

**12:15 Lunch**

**1:15 Continuous Provision & outdoor activities**

**3.15 - Home time- collected from gate**

# September

We are currently working on a timetable to support your children's transition into Reception and will provide you with details as soon as we have finalised this.


Our aim is to ensure that we can find the best possible way to help your child settle into the school and feel happy and safe.

# Reading Books

- ▶ Children will start off reading wordless books. Once they are able to blend and segment, they will be given a reading book (with words). They must read at home everyday. They will have their current sounds included in their homework task, and should practise these as much as possible.
- ▶ Children are to change their book each morning. They can read it more than once.
- ▶ You will be given a reading record book to record comments in, when you share/read a book with your child.

# Parental Engagement

## Autumn Term Events



- ▶ Termly Newsletter
- ▶ Parent evening workshop on Phonics
- ▶ Termly reports
- ▶ Homework Challenges
- ▶ Christmas Fair
- ▶ Christmas Performance
- ▶ Welcome service
- ▶ Cohort Meeting
- ▶ Welcome lunch

Some of these events will obviously be dependent on the governments guidance. We will let you know as soon as we can.

# Frequently Asked Questions

## (More on website)

- ▶ 1. 'What skills does my child need before starting school?' Check Induction Booklet.
- ▶ 2. 'Where do I take my child on the first day?' Go through the gate and go to the right. There will be a black gate. Go through it and through the EYFS outside area. There is a door to the classroom. One of the EYFS team will be around to direct you.
- ▶ 3. 'Where do they go at playtime?' Last year they started by playing in the green area adjacent to the playground and then moved onto the playground.
- ▶ 4. 'What equipment does my child need?' Book bag, water bottle and wellies for outdoor play.
- ▶ 5. 'Do they need a school bag?' Official book bag - we provide.
- ▶ 6. 'What if my child has trouble settling in?' We always try our best to find different ways to support each child transition into reception. Depending on their needs we may try different things. The best thing you can do is to come in with a smile, drop them off and go.



# Frequently Asked Questions

- ▶ 7. 'What uniform do they need?' We recommend that girls wear socks rather than struggling with tights on PE days.
- ▶ 8. 'How do I tell you who'll be collecting my child from school?' Let the office know or send a written message in with your child.
- ▶ 9. 'What happens at lunchtimes?' The children go to the hall. They collect their lunches, if they have ordered it, from the trolley (adults assist) and then they sit down.

All Reception children are entitled to a free school lunch.

- ▶ 10. 'Do I need to provide a snack?' You don't need to as we provide a healthy snack (fruit or vegetables). If you do send them in with a snack please make sure it is a piece of fruit or a vegetable.
- ▶ 11. 'When will my child have PE?' Our session will be on a Thursday afternoon.

# Frequently Asked Questions

- ▶ 12. 'What if my child still has accidents?' It might put your mind at rest to keep a bag of spare clothes at school.
- ▶ 13. 'How are Literacy and Maths taught?' We have one adult-led literacy and maths a week and then have opportunities for child-initiated activities throughout the week.
- ▶ 14. 'How can I support my child's learning?' Read with them everyday. They will take home a literacy or maths task each week and their phonics sounds.
- ▶ 15. 'When are reading books sent home and changed?' Reading books will be sent home from the first full week. It will be a wordless book. We will benchmark them and move them onto Phonics books as soon as possible. They can change their books after they have read them or they can re-read them.
- ▶ 16. 'What do I do if my child is sick?' Call the office.
- ▶ 17. 'When will our first parents' evening be?' Autumn Term
- ▶ 18. 'How do I contact you if I have a question or worry?' Send an email or message via the office.